

Scaled data based on original data using
LM-79-08 Approved Method: Electrical and Photometric Measurements of Solid-
State Lighting Products

Test Report Prepared for
Cooper Lighting Solutions
(formerly Eaton)

Brand: INVUE

Report Number: P673727

Luminaire Tested: **CCP-SA-1A-827-U-SL2-HSS**

Issue Date: 04/16/2023



Test Information

Test Method: LM-79-08
Report Number: P673727
Test Lab: INNOVATION CENTER(G1)
Issue Date: 04/16/2023
Manufacturer: COOPER LIGHTING SOLUTIONS (FORMERLY EATON)
Product Line: INVUE
Catalog Number: CCP-SA-1A-827-U-SL2-HSS
Description: INVUE CLEAR CURVE POLE MOUNT Light Square Luminaire @350mA w/ SL2 distribution lens and House Side Shield
Light Source: (16) 2700K CCT, 80 CRI LEDs
Ballast/Driver: ELECTRONIC DRIVER

Summary

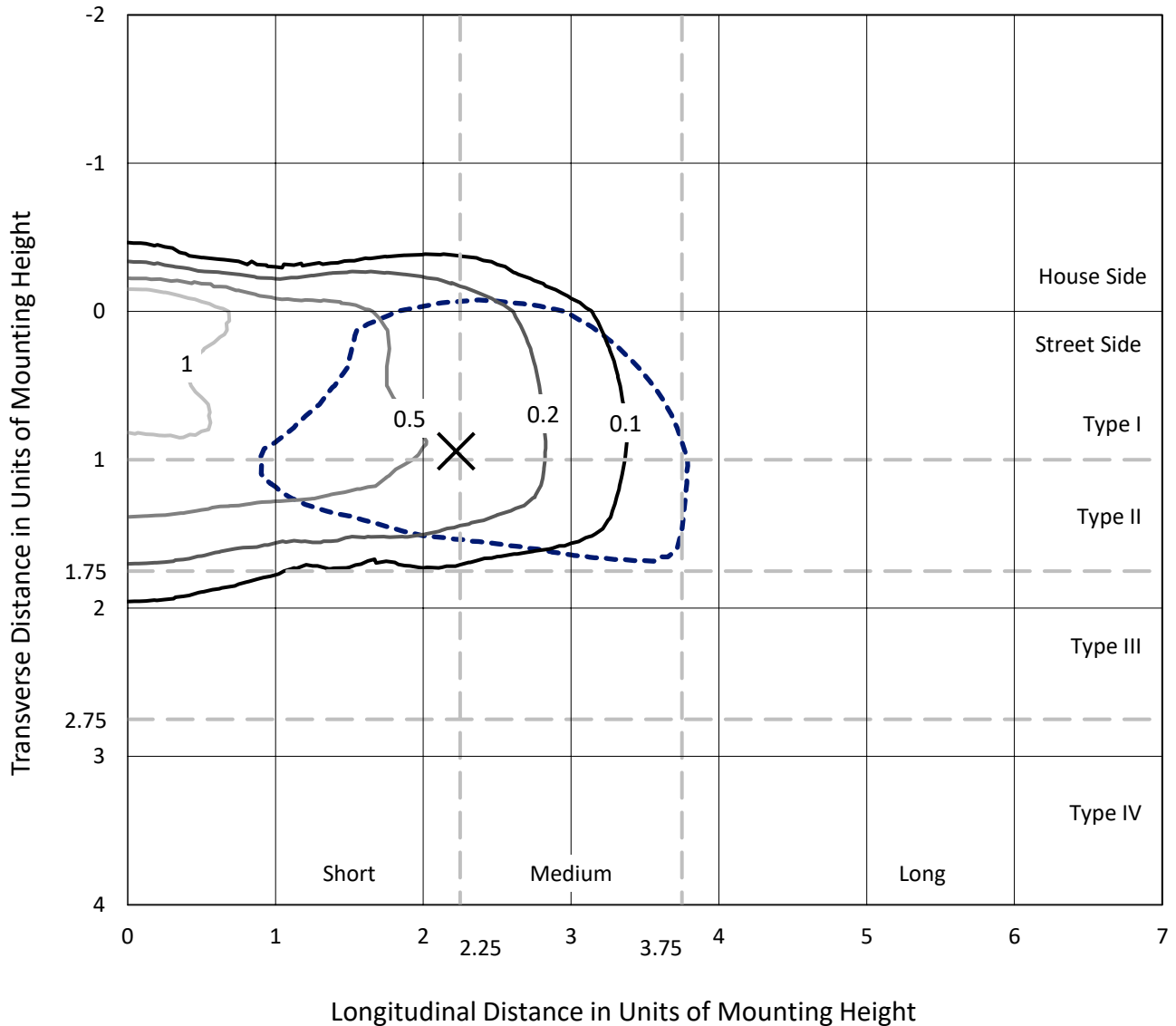
Lumens per Lamp: N/A
Luminaire Lumens: 1617.2 lumens
Efficiency: N/A
Efficacy: 89.8 lumens/watt
Luminous Opening: Rectangular (W 1' x L: 0.5' x H: 0')
IES Classification: Type II - Short
BUG Rating: B0 - U0 - G1

Input Watts (W): 18
Input Voltage (V): 120
Input Current (Ain): NR
Voltage Rise (V): NR
Power Factor: NR
Total Harmonic Distortion (THDi): NR
Frequency (hertz): 60
Stabilization Time: NR
Operation Time: NR
Ambient Temperature (°C): NR
Test Distance: 25 FT

REPORT NUMBER: P673727
 CATALOG NUMBER: CCP-SA-1A-827-U-SL2-HSS

Iso-Footcandle Lines of Horizontal Illumination

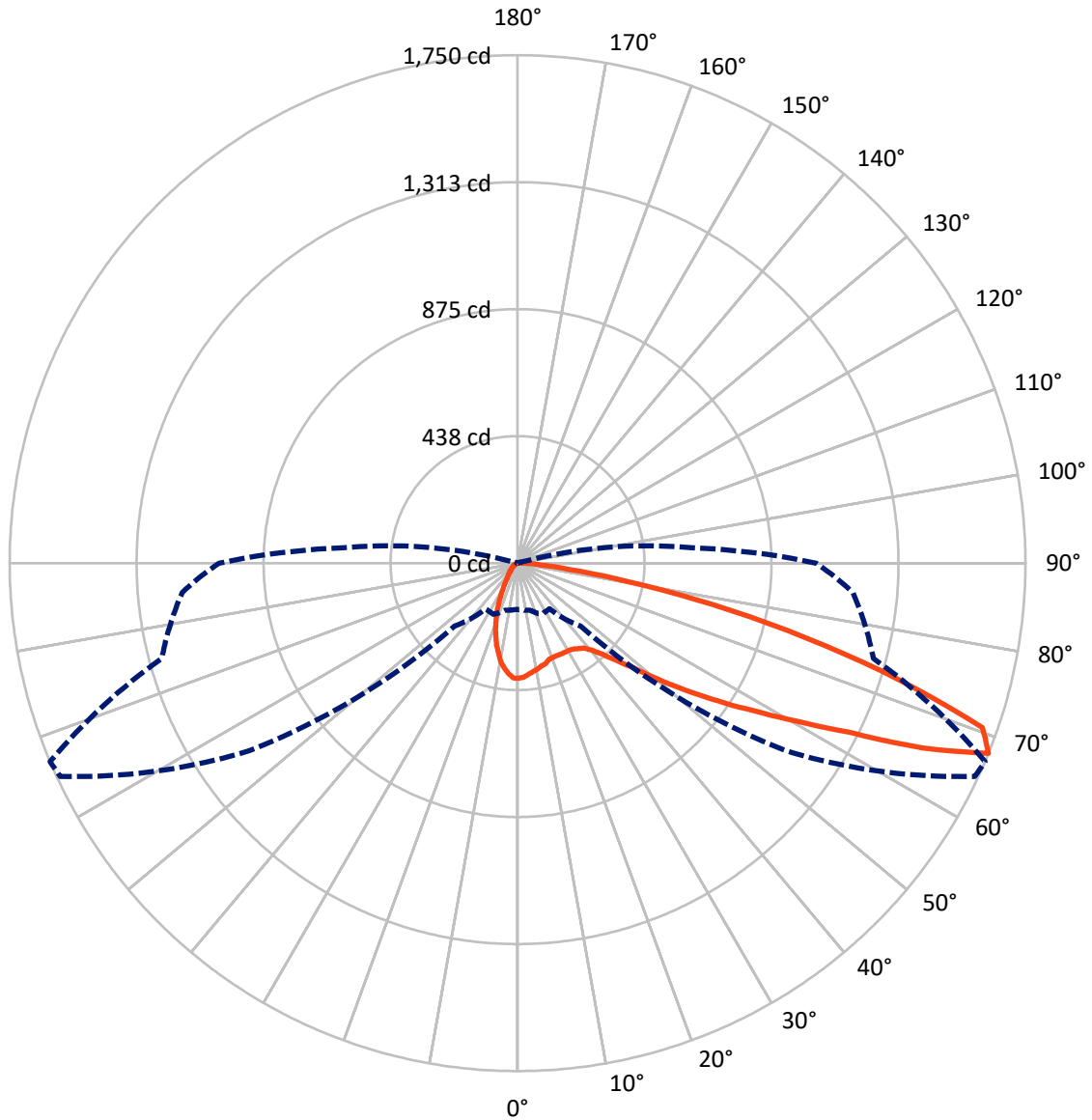
× Max cd
 - - - 1/2 Max cd



Based on 15 foot mounting height. Maximum calculated value = 1.8 fc
 Type II - Short - N/A

REPORT NUMBER: P673727
CATALOG NUMBER: CCP-SA-1A-827-U-SL2-HSS

Luminous Intensity Polar Plot



— Vertical Plane Through 67-Deg Lateral - - - Horizontal Cone Through 67.5-Deg Vertical

REPORT NUMBER: P673727

CATALOG NUMBER: CCP-SA-1A-827-U-SL2-HSS

FLUX DISTRIBUTION:

		Downward	Upward	Total
House Side	Lumens	203.5	0.0	203.5
	% Fixture	12.6	0.0	12.6
Street Side	Lumens	1413.7	0.0	1413.7
	% Fixture	87.4	0.0	87.4
Total	Lumens	1617.2	0.0	1617.2
	% Fixture	100.0	0.0	100.0

Coefficient of Utilization

ZONAL LUMENS:

Zone	Lumens	% Fixture
0°-10°	33.4	2.1
10°-20°	74.2	4.6
20°-30°	105.6	6.5
30°-40°	153.7	9.5
40°-50°	237.9	14.7
50°-60°	365.1	22.6
60°-70°	395.8	24.5
70°-80°	223.3	13.8
80°-90°	28.1	1.7
90°-100°	0.0	0.0
100°-110°	0.0	0.0
110°-120°	0.0	0.0
120°-130°	0.0	0.0
130°-140°	0.0	0.0
140°-150°	0.0	0.0
150°-160°	0.0	0.0
160°-170°	0.0	0.0
170°-180°	0.0	0.0
0°-90°	1617.2	100.0
0°-180°	1617.2	100.0



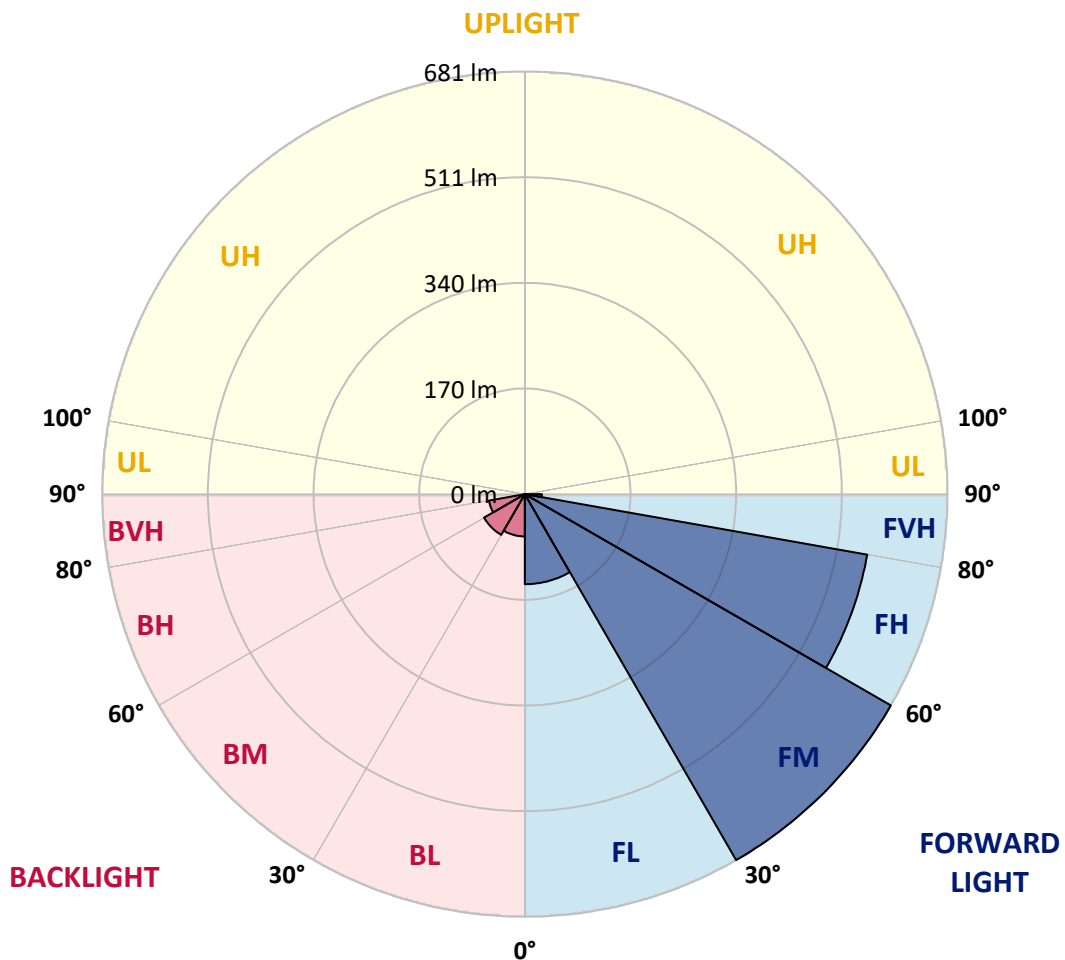
REPORT NUMBER: P673727
 CATALOG NUMBER: CCP-SA-1A-827-U-SL2-HSS

LUMINAIRE CLASSIFICATION SYSTEM LUMEN TABLE AND BUG RATING:

Zone	Lumens	% Fixture	Zone Rating/Lumen Limit		
			B	U	G
FL (0°-30°)	145.1	9.0			
FM (30°-60°)	681.0	42.1			
FH (60°-80°)	560.3	34.6			G0/660
FVH (80°-90°)	27.3	1.7			G1/100
BL (0°-30°)	68.1	4.2	B0/110		
BM (30°-60°)	75.8	4.7	B0/220		
BH (60°-80°)	58.8	3.6	B0/110		G0/110
BVH (80°-90°)	0.8	0.1			G0/10
UL (90°-100°)	0.0	0.0		U0/0	
UH (100°-180°)	0.0	0.0		U0/0	

BUG Rating: B0-U0-G1

Type II Short





REPORT NUMBER: P673727
 CATALOG NUMBER: CCP-SA-1A-827-U-SL2-HSS

CANDELA DISTRIBUTION (FULL):

	0°	5°	15°	25°	35°	45°	55°	65°	67°	75°	85°
0°	396.7	396.7	396.7	396.7	396.7	396.7	396.7	396.7	396.7	396.7	396.7
2.5°	379.5	381.5	384.2	388.1	390.8	389.3	390.4	397.1	393.6	396.7	395.1
5°	358.5	360.4	364.3	363.9	367.1	372.9	380.7	389.3	385.4	394.7	398.2
7.5°	336.7	335.9	335.9	344.1	350.7	358.9	363.2	377.2	377.6	385.8	394.3
10°	316.8	319.1	323.0	326.1	332.4	344.1	356.5	367.5	371.7	388.1	390.4
12.5°	304.7	305.9	310.6	313.3	321.5	332.8	346.0	360.0	363.6	380.3	391.6
15°	299.7	302.4	303.9	309.0	313.3	323.8	333.6	349.5	359.7	372.9	386.9
17.5°	303.5	302.4	303.2	304.7	309.8	319.1	329.7	345.6	349.1	371.4	392.4
20°	308.6	309.0	306.7	305.9	304.7	313.7	322.3	342.9	346.8	371.4	395.9
22.5°	322.3	318.0	322.3	316.0	309.8	313.7	321.9	343.3	346.0	371.0	399.4
25°	339.0	339.8	341.0	327.7	318.7	316.0	324.6	344.5	346.8	374.1	401.0
27.5°	362.8	366.3	360.4	353.8	335.9	322.3	324.2	343.7	348.0	372.5	404.9
30°	394.7	392.0	392.8	377.6	360.0	338.6	333.2	345.6	348.7	374.5	412.3
32.5°	422.4	419.3	424.7	419.3	391.6	362.0	343.7	349.5	353.0	379.1	418.5
35°	439.5	443.4	452.0	457.9	434.5	392.4	361.2	360.0	361.6	381.5	423.2
37.5°	466.0	473.1	480.1	494.9	474.6	429.8	388.9	373.7	371.0	392.8	425.5
40°	494.9	492.9	513.6	531.1	530.3	482.4	427.5	397.8	394.0	410.7	441.1
42.5°	519.0	517.1	540.1	568.9	572.0	533.1	471.5	432.1	428.6	438.4	460.2
45°	550.6	552.2	579.4	613.7	625.0	600.1	531.1	481.2	479.3	476.2	496.4
47.5°	578.7	587.2	610.6	651.1	692.0	669.4	601.3	552.9	539.3	532.3	552.5
50°	598.1	605.9	634.4	677.6	752.4	766.9	680.0	629.3	629.7	612.6	623.5
52.5°	598.1	597.7	620.7	677.6	794.5	868.6	785.2	725.6	728.7	710.7	711.5
55°	540.5	539.3	567.4	627.7	789.8	966.4	944.5	847.5	839.7	805.0	808.6
57.5°	435.3	438.0	459.4	531.9	729.1	1012.0	1134.3	984.7	958.2	886.5	886.5
60°	317.6	315.2	331.2	381.9	584.1	994.8	1290.2	1146.4	1104.7	953.9	943.8
62.5°	241.6	241.2	245.5	262.6	370.6	867.4	1357.2	1352.1	1284.3	1020.1	1005.7
65°	195.2	196.0	201.8	213.9	226.4	591.5	1321.7	1597.6	1535.7	1118.7	1071.6
67.5°	159.4	161.3	168.3	194.4	191.7	306.3	1125.7	1738.3	1750.0	1269.1	1160.0
70°	122.7	125.9	134.0	171.1	184.7	203.8	780.5	1668.2	1699.3	1362.7	1106.6
72.5°	83.4	83.0	100.5	138.7	186.6	186.6	434.5	1343.6	1373.2	1256.3	961.3
75°	45.2	47.9	66.6	104.8	171.1	180.4	247.4	983.1	1024.8	976.9	743.5
77.5°	24.5	24.9	37.0	68.6	142.2	172.2	165.2	668.7	685.0	589.2	407.2
80°	12.9	13.2	19.5	44.8	98.2	159.8	137.6	398.6	383.0	226.0	134.4
82.5°	5.8	6.2	9.7	28.1	62.7	125.9	118.8	192.5	177.7	63.1	40.9
85°	2.3	2.3	4.3	16.8	36.6	62.0	101.7	96.6	80.7	19.1	20.3
87.5°	0.8	0.8	1.2	6.6	14.8	37.0	54.2	51.0	35.1	7.0	10.9
90°	0.0	0.0	0.0	0.0	0.0	0.0	0.0	0.0	0.0	0.0	0.0



REPORT NUMBER: P673727
 CATALOG NUMBER: CCP-SA-1A-827-U-SL2-HSS

CANDELA DISTRIBUTION (continued):

	90°	95°	105°	115°	125°	135°	145°	155°	165°	175°	180°
0°	396.7	396.7	396.7	396.7	396.7	396.7	396.7	396.7	396.7	396.7	396.7
2.5°	393.6	397.8	396.7	395.9	388.5	387.7	386.9	379.9	382.3	376.4	380.3
5°	395.9	398.2	392.0	380.3	369.8	358.1	349.1	342.9	331.6	327.3	326.5
7.5°	393.6	393.6	380.7	362.0	341.3	322.3	298.1	280.9	268.1	258.3	261.9
10°	390.4	385.8	372.5	339.4	302.0	273.2	238.5	213.1	194.1	187.8	183.9
12.5°	390.4	382.3	352.6	307.4	259.1	215.5	174.2	141.1	122.7	111.8	110.3
15°	386.9	374.9	338.2	277.4	217.4	158.2	111.1	82.6	67.0	62.7	61.2
17.5°	387.7	373.3	316.8	242.0	168.7	105.2	67.8	52.2	48.3	46.4	46.8
20°	389.3	373.3	297.7	207.3	121.6	65.5	46.8	44.0	42.1	41.3	41.7
22.5°	394.3	365.9	278.2	171.8	82.2	47.1	41.3	38.6	37.0	35.8	35.5
25°	395.1	364.7	259.5	136.8	56.5	39.7	36.2	33.1	31.2	29.6	29.2
27.5°	394.0	359.7	233.4	101.7	42.5	35.5	30.8	27.7	24.9	23.8	23.4
30°	398.2	350.3	211.2	73.3	35.8	30.8	26.1	22.6	20.3	18.7	18.7
32.5°	398.6	342.1	186.6	52.2	32.7	27.3	22.2	18.3	16.0	15.2	15.2
35°	399.0	334.7	159.4	39.7	29.2	23.4	18.3	15.2	13.6	12.5	12.5
37.5°	400.2	329.3	134.4	33.5	26.1	19.9	15.2	12.5	10.9	10.5	10.5
40°	402.5	321.9	108.3	29.6	22.6	16.8	12.9	10.5	9.0	8.6	8.2
42.5°	408.8	319.9	86.5	26.5	20.3	14.0	10.5	8.6	7.4	6.6	6.2
45°	434.5	325.0	67.0	24.5	17.1	11.7	9.0	7.0	5.5	5.1	4.7
47.5°	476.6	341.7	53.0	21.8	14.4	9.7	7.4	5.5	4.3	3.9	3.5
50°	540.5	379.9	43.3	19.5	12.1	8.2	5.8	4.3	3.1	2.7	2.7
52.5°	624.2	431.4	37.4	17.1	9.7	7.0	4.7	3.1	2.3	1.9	1.9
55°	710.0	492.1	35.1	14.8	8.2	5.8	3.5	2.3	1.6	1.2	1.2
57.5°	788.7	531.5	33.9	12.1	7.0	4.3	2.7	1.6	0.8	0.4	0.4
60°	837.8	560.3	30.4	9.7	5.5	3.5	1.9	0.8	0.4	0.0	0.0
62.5°	902.5	589.6	24.9	7.4	3.9	2.3	1.2	0.4	0.0	0.0	0.0
65°	987.8	622.3	19.5	5.8	3.1	1.6	0.8	0.4	0.0	0.0	0.0
67.5°	1028.7	605.1	13.2	4.3	1.9	0.8	0.4	0.0	0.0	0.0	0.0
70°	946.9	509.7	9.4	3.1	1.2	0.4	0.4	0.0	0.0	0.0	0.0
72.5°	796.1	399.4	7.0	1.9	0.8	0.4	0.0	0.0	0.0	0.0	0.0
75°	586.8	249.8	5.5	1.6	0.8	0.0	0.0	0.0	0.0	0.0	0.0
77.5°	311.3	93.1	3.9	1.2	0.4	0.0	0.0	0.0	0.0	0.0	0.0
80°	92.0	27.3	2.7	0.8	0.4	0.0	0.0	0.0	0.0	0.0	0.0
82.5°	30.4	8.2	1.6	0.8	0.4	0.0	0.0	0.0	0.0	0.0	0.0
85°	15.6	3.1	0.8	0.8	0.4	0.0	0.0	0.0	0.0	0.0	0.0
87.5°	9.0	1.2	0.8	0.8	0.4	0.0	0.0	0.0	0.0	0.0	0.0
90°	0.0	0.0	0.0	0.0	0.0	0.0	0.0	0.0	0.0	0.0	0.0

(END OF REPORT)